

File No. Blood Bank/Misc/e-RaktKosh Advisory/2022-D
Government of India
Director General of Health Services
Central Drugs Standard Control Organisation
O/o Drugs Controller General (India)

FDA Bhawan, Kotla Road,
New Delhi, India-110002.
Dated: 03.06.2022


Notice of Advisory for registration of blood centres on e-RaktKosh

As decided by the competent authority of Ministry of Health and Family Welfare, Government of India, all licensed blood centres are required to register on e-Raktkosh web portal (<https://www.eraktkosh.in/BLDAHIMS/bloodbank/transactions/bbpublicindex.html>) to enter their data regarding blood stock availability and update the same on a daily basis, in addition to data related to blood donors, monthly reports etc. This will benefit existing blood centres in the long run by increasing the numbers of available voluntary blood donors.

The steps for registration of blood centres on e-Raktkosh portal is **annexed**. Accordingly, all licensed blood centres are requested to register themselves on the above platform within next one week from the date of issue of this notice of advisory.

For any query regarding registration, the blood centres may call on 9650816031 or write to eraktkosh@cdac.in.

User ID and password after registration would be issued by e-Raktkosh.


(Dr. V. G. Somani)
Drugs Controller General (India)

Copy to:

1. PS to DGHS, MOHFW, New Delhi- for information.
2. PS to JS (R) MoHFW, New Delhi-for information.
3. All State /UT Licensing Authority- for necessary follow-up.
4. All Zonal/Sub Zonal offices of CDSCO- for necessary follow-up.
5. IT Division- for upload on CDSCO website.

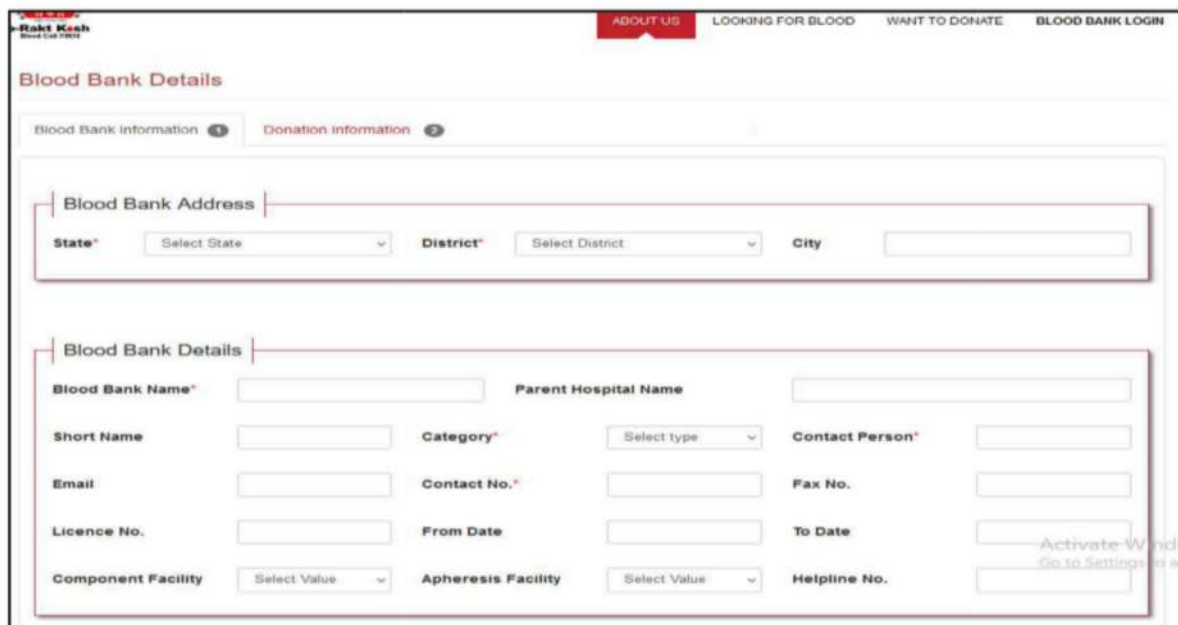
Steps for registration of Blood Banks on e-RaktKosh

As per the directions of MoHFW Blood Banks needs to register on e-RaktKosh to provide the Blood Stock Availability, Monthly Report and Donor Details. Steps to register on e-RaktKosh are as follows

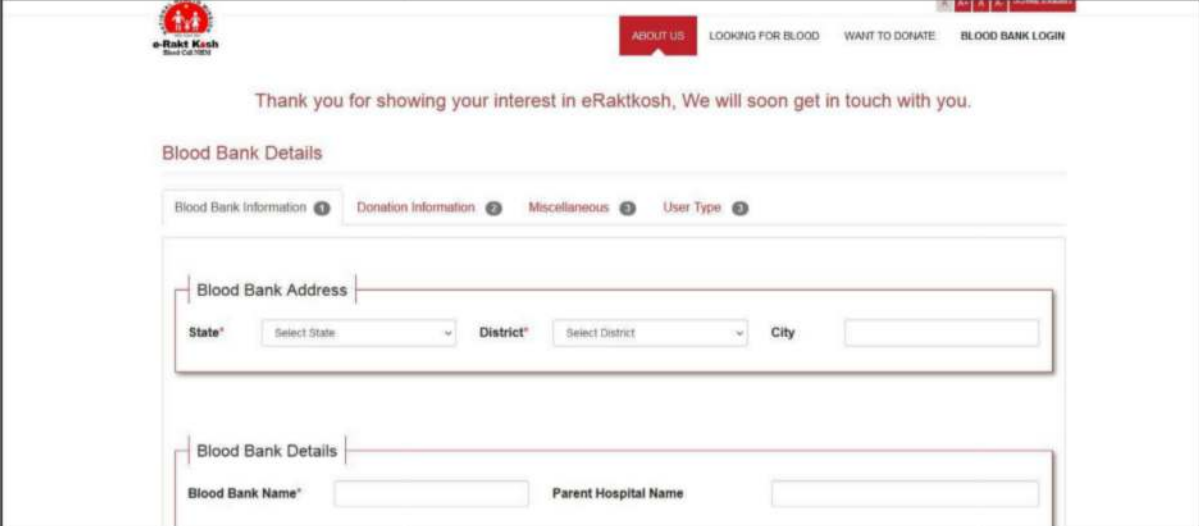
1. Go to www.eraktkosh.in
2. Click on Blood Bank Login and then click on Add Your Blood Bank



3. Fill the Blood Bank Details and submit it.



4. After successfully submission of form Message will appear as



The screenshot shows the e-Rakt Kosh website interface. At the top, there is a navigation bar with the e-Rakt Kosh logo on the left and links for 'ABOUT US', 'LOOKING FOR BLOOD', 'WANT TO DONATE', and 'BLOOD BANK LOGIN' on the right. Below the navigation bar, a red message box contains the text: 'Thank you for showing your interest in eRaktkosh, We will soon get in touch with you.' Underneath the message, the 'Blood Bank Details' form is displayed. The form has four tabs: 'Blood Bank Information' (selected), 'Donation Information', 'Miscellaneous', and 'User Type'. The 'Blood Bank Information' tab contains two sections: 'Blood Bank Address' and 'Blood Bank Details'. The 'Blood Bank Address' section includes a text input field for the address, a dropdown menu for 'State*' (with 'Select State' as the placeholder), a dropdown menu for 'District*' (with 'Select District' as the placeholder), and a text input field for 'City'. The 'Blood Bank Details' section includes a text input field for 'Blood Bank Name*' and a text input field for 'Parent Hospital Name'.

5. After adding the blood bank valid license copy should be submitted at eraktkosh@cdac.in . The portal login will be provided only after the verification of the license copy.

6. For any query please drop a mail at eraktkosh@cdac.in